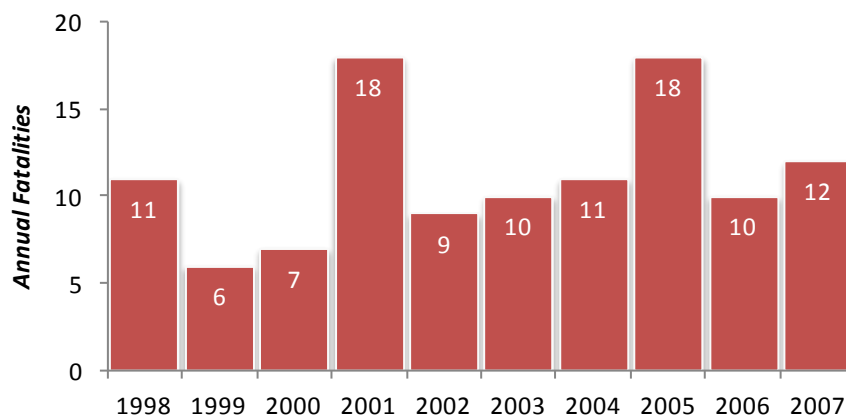


# Skimping on Sidewalks in Atlantic County

## Atlantic County Pedestrian and Bicyclist Deaths

11 pedestrians and 1 cyclist were killed in Atlantic County in 2007, comprising 21.8% of all countywide traffic fatalities.

**Trend in Atlantic County  
Bicyclist and Pedestrian Deaths**



Source: New Jersey State Police. Fatal Accident Statistics report, 1998 to 2006.  
2007 data provided to TSTC by NJSP staff.

## Pedestrian and Bicycle Project Funding in Atlantic County

### 2008 State Bikeways Program

Municipality	State Share Requested	Approved Funding	% of Funding Requested Approved	Number of Applications Submitted	Number of Applications Approved	% of Applications Approved
Atlantic City	\$100,000		0%	1	0	0%
Brigantine City	\$24,750		0%	1	0	0%
Buena Borough	\$92,825	\$90,000	97%	1	1	100%
Buena Vista Township	\$148,062		0%	1	0	0%
Egg Harbor City	\$534,750		0%	1	0	0%
Egg Harbor Township	\$447,440		0%	1	0	0%
Galloway Township	\$1,194,427		0%	2	0	0%
Hammonton Town	\$250,000		0%	1	0	0%
Northfield City	\$48,400		0%	1	0	0%
Pleasantville City	\$116,220		0%	1	0	0%
Port Republic City	\$120,051		0%	1	0	0%
Somers Point City	\$200,000		0%	1	0	0%
<b>Atlantic County</b>	<b>\$3,276,926</b>	<b>\$90,000</b>	<b>3%</b>	<b>13</b>	<b>1</b>	<b>8%</b>

**2007 Federal Safe Routes to School Program**

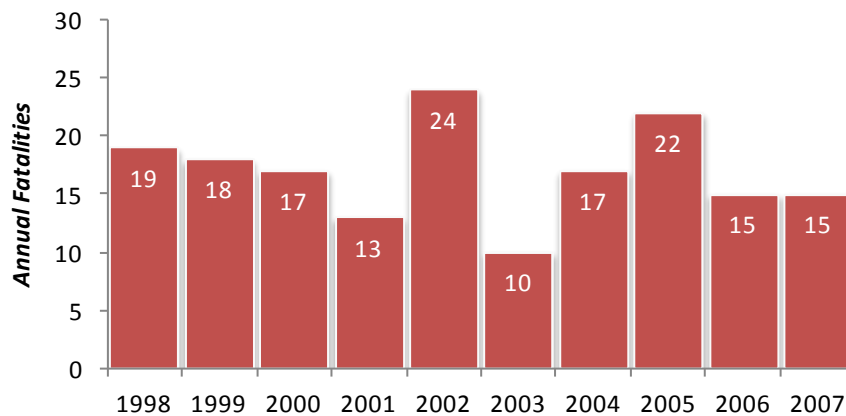
<b>Municipality</b>	<b>State Share Requested</b>	<b>Approved Funding</b>	<b>% of Funding Requested Approved</b>	<b>Number of Applications Submitted</b>	<b>Number of Applications Approved</b>	<b>% of Applications Approved</b>
Absecon City	\$122,190		0%	1	0	0%
Brigantine City	\$133,950	\$90,000	67%	1	1	100%
Buena Vista Township	\$87,880		0%	1	0	0%
Egg Harbor City	\$560,000		0%	1	0	0%
Galloway Township	\$248,385		0%	1	0	0%
Hamilton Township	\$1,161,900		0%	1	0	0%
Hammonton Town	\$1,691,645		0%	1	0	0%
Linwood City	\$72,425		0%	1	0	0%
Northfield City	\$338,800		0%	1	0	0%
Somers Point City	\$160,000		0%	1	0	0%
Weymouth Township	\$165,950		0%	1	0	0%
<b>Atlantic County</b>	<b>\$4,743,125</b>	<b>\$90,000</b>	<b>2%</b>	<b>11</b>	<b>1</b>	<b>9%</b>

# Skimping on Sidewalks in Bergen County

## Bergen County Pedestrian and Bicyclist Deaths

15 pedestrians were killed in Bergen County in 2007, comprising 37.5% of all countywide traffic fatalities.

**Trend in Bergen County  
Bicyclist and Pedestrian Deaths**



Source: New Jersey State Police. Fatal Accident Statistics report, 1998 to 2006.  
2007 data provided to TSTC by NJSP staff.

## Pedestrian and Bicycle Project Funding in Bergen County

### 2008 State Bikeways Program

Municipality	State Share Requested	Approved Funding	% of Funding Requested Approved	Number of Applications Submitted	Number of Applications Approved	% of Applications Approved
Bergenfield Borough	\$850,000		0%	1	0	0%
Cresskill Borough	\$590,000		0%	1	0	0%
Demarest Borough	\$75,000		0%	1	0	0%
East Rutherford Borough	\$255,000		0%	1	0	0%
Franklin Lakes Borough	\$675,000		0%	1	0	0%
Garfield City	\$500,000		0%	1	0	0%
Little Ferry Borough	\$450,000		0%	1	0	0%
Montvale Borough	\$425,000	\$195,000	46%	1	1	100%
Northvale Borough	\$362,000		0%	1	0	0%
Ramsey Borough	\$205,000		0%	1	0	0%
<b>Bergen County</b>	<b>\$4,387,000</b>	<b>\$195,000</b>	<b>4%</b>	<b>10</b>	<b>1</b>	<b>10%</b>

## 2007 Federal Safe Routes to School Program

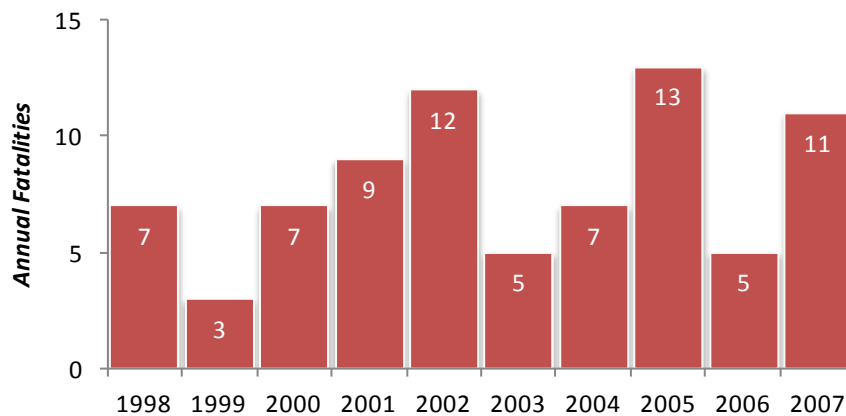
Municipality	State Share Requested	Approved Funding	% of Funding Requested Approved	Number of Applications Submitted	Number of Applications Approved	% of Applications Approved
Allendale Borough	\$250,000	\$250,000	100%	1	1	100%
Bogota Borough	\$19,800		0%	1	0	0%
Closter Borough	\$216,000		0%	1	0	0%
Demarest Borough	\$227,634		0%	1	0	0%
Edgewater Borough	\$39,031		0%	1	0	0%
Elmwood Park Borough	\$572,617		0%	1	0	0%
Emerson Borough	\$46,330		0%	1	0	0%
Fairview Borough	\$270,000		0%	1	0	0%
Fort Lee Borough	\$68,000		0%	1	0	0%
Franklin Lakes Borough	\$30,000		0%	1	0	0%
Garfield City	\$200,000	\$18,000	9%	1	1	100%
Hackensack City	\$134,500		0%	1	0	0%
Hasbrouck Heights Borough	\$8,040		0%	1	0	0%
Haworth Borough	\$130,870		0%	1	0	0%
Little Ferry Borough	\$100,000		0%	1	0	0%
Lodi Borough	\$30,000		0%	1	0	0%
Lyndhurst Township	\$178,888		0%	1	0	0%
Montvale Borough	\$126,000		0%	1	0	0%
Moonachie Borough	\$220,928		0%	1	0	0%
Northvale Borough	\$210,000		0%	1	0	0%
Oakland Borough	\$200,000		0%	1	0	0%
Palisades Park Borough	\$191,486		0%	1	0	0%
Ramsey Borough	\$40,000		0%	1	0	0%
Ridgewood Village	\$158,000	\$158,000	100%	1	1	100%
Rochelle Park Township	\$25,000		0%	1	0	0%
Rutherford Borough	\$173,910		0%	1	0	0%
Teaneck Township	\$500,000		0%	1	0	0%
Tenafly Borough	\$39,600	\$39,600	100%	1	1	100%
Wallington Borough	\$223,210		0%	1	0	0%
Westwood Borough	\$180,000		0%	1	0	0%
Wood-Ridge Borough	\$200,000		0%	1	0	0%
<b>Bergen County</b>	<b>\$5,009,842</b>	<b>\$465,600</b>	<b>9%</b>	<b>31</b>	<b>4</b>	<b>13%</b>

# Skimping on Sidewalks in Burlington County

## Burlington County Pedestrian and Bicyclist Deaths

11 pedestrians were killed in Burlington County in 2007, comprising 20.4% of all countywide traffic fatalities.

**Trend in Burlington County Bicyclist and Pedestrian Deaths**



Source: New Jersey State Police. Fatal Accident Statistics report, 1998 to 2006. 2007 data provided to TSTC by NJSP staff.

## Pedestrian and Bicycle Project Funding in Burlington County

### 2008 State Bikeways Program

Municipality	State Share Requested	Approved Funding	% of Funding Requested Approved	Number of Applications Submitted	Number of Applications Approved	% of Applications Approved
Bordentown Township	\$498,351	\$350,000	70%	1	1	100%
Chesterfield Township	\$515,394		0%	1	0	0%
Cinnaminson Township	\$414,486		0%	1	0	0%
Lumberton Township	\$21,625		0%	1	0	0%
Medford Township	\$311,573		0%	1	0	0%
Moorestown Township	\$561,838		0%	1	0	0%
Mount Holly Township	\$115,000		0%	1	0	0%
Shamong Township	\$465,254		0%	1	0	0%
Willingboro Township	\$120,496		0%	1	0	0%
<b>Burlington County</b>	<b>\$3,024,016</b>	<b>\$350,000</b>	<b>12%</b>	<b>9</b>	<b>1</b>	<b>11%</b>

### 2007 Federal Safe Routes to School Program

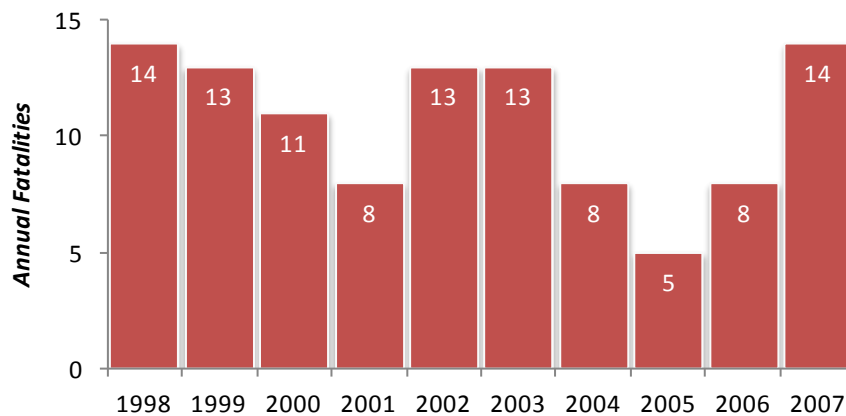
Municipality	State Share Requested	Approved Funding	% of Funding Requested Approved	Number of Applications Submitted	Number of Applications Approved	% of Applications Approved
Bass River Township	\$90,000		0%	1	0	0%
Bordentown City	\$131,000		0%	1	0	0%
Bordentown Township	\$329,970		0%	1	0	0%
Burlington City	\$319,300	\$280,000	88%	1	1	100%
Burlington Township	\$25,000		0%	1	0	0%
Chesterfield Township	\$185,350		0%	1	0	0%
Cinnaminson Township	\$420,031		0%	1	0	0%
Delran Township	\$541,300		0%	1	0	0%
Eastampton Township	\$111,300		0%	1	0	0%
Edgewater Park Township	\$248,973		0%	1	0	0%
Florence Township	\$130,440		0%	1	0	0%
Lumberton Township		\$227,760		1	1	100%
Medford Lakes Borough	\$267,500		0%	2	0	0%
Moorestown Township	\$723,463		0%	1	0	0%
Palmyra Borough	\$664,582		0%	2	0	0%
Riverside Township	\$603,000		0%	1	0	0%
Riverton Borough	\$110,496		0%	1	0	0%
Shamong Township	\$191,195		0%	1	0	0%
Willingboro Township	\$88,291		0%	1	0	0%
<b>Burlington County</b>	<b>\$5,181,191</b>	<b>\$507,760</b>	<b>10%</b>	<b>21</b>	<b>2</b>	<b>10%</b>

# Skimping on Sidewalks in Camden County

## Camden County Pedestrian and Bicyclist Deaths

11 pedestrians and 3 cyclists were killed in Camden County in 2007, comprising 31.1% of all countywide traffic fatalities.

**Trend in Camden County  
Bicyclist and Pedestrian Deaths**



Source: New Jersey State Police. Fatal Accident Statistics report, 1998 to 2006.  
2007 data provided to TSTC by NJSP staff.

## Pedestrian and Bicycle Project Funding in Camden County

### 2008 State Bikeways Program

Municipality	State Share Requested	Approved Funding	% of Funding Requested Approved	Number of Applications Submitted	Number of Applications Approved	% of Applications Approved
Berlin Borough	\$83,743		0%	1	0	0%
Cherry Hill Township	\$143,564		0%	1	0	0%
Collingswood Borough	\$426,571		0%	1	0	0%
Gibbsboro Borough	\$453,790		0%	3	0	0%
Gloucester Township	\$118,575	\$108,000	91%	1	1	100%
Haddon Township	\$152,945		0%	1	0	0%
Runnemede Borough	\$202,900		0%	1	0	0%
Somerdale Borough	\$402,104		0%	1	0	0%
Voorhees Township	\$266,640		0%	1	0	0%
Woodlynne Borough	\$205,500		0%	1	0	0%
<b>Camden County</b>	<b>\$2,456,333</b>	<b>\$108,000</b>	<b>4%</b>	<b>12</b>	<b>1</b>	<b>8%</b>

### 2007 Federal Safe Routes to School Program

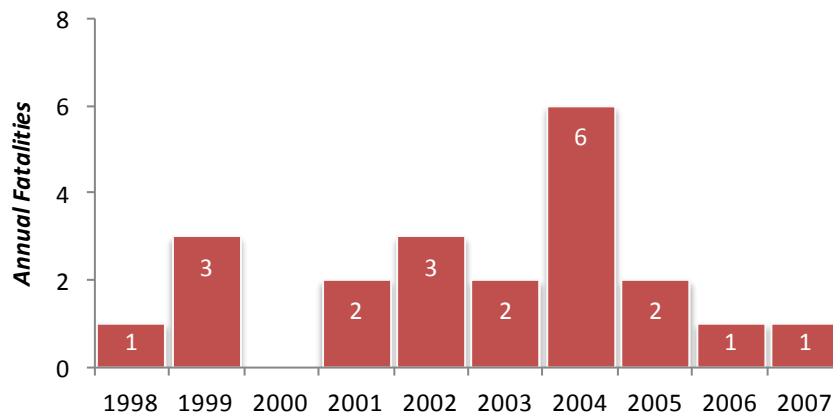
Municipality	State Share Requested	Approved Funding	% of Funding Requested Approved	Number of Applications Submitted	Number of Applications Approved	% of Applications Approved
Bellmawr Borough	\$219,632		0%	1	0	0%
Berlin Borough	\$141,058		0%	1	0	0%
Camden City	\$654,400		0%	2	0	0%
Cherry Hill Township	\$154,000		0%	1	0	0%
Chesilhurst Borough	\$270,040		0%	1	0	0%
Collingswood Borough	\$148,052		0%	1	0	0%
Gibbsboro Borough	\$191,824		0%	1	0	0%
Gloucester Township	\$429,750		0%	1	0	0%
Haddonfield Borough	\$220,000	\$200,000	91%	1	1	100%
Laurel Springs Borough	\$249,500		0%	1	0	0%
Lindenwold Borough	\$452,800		0%	1	0	0%
Magnolia Borough	\$159,631		0%	1	0	0%
Merchantville Borough	\$100,000		0%	1	0	0%
Oaklyn Borough	\$271,250	\$36,350	13%	1	1	100%
Pine Hill Borough	\$435,850		0%	1	0	0%
Runnemede Borough	\$250,000		0%	1	0	0%
Somerdale Borough	\$2,484,750	\$13,150	1%	1	1	100%
Voorhees Township	\$72,050		0%	1	0	0%
<b>Camden County</b>	<b>\$6,904,587</b>	<b>\$249,500</b>	<b>4%</b>	<b>19</b>	<b>3</b>	<b>16%</b>

# Skimping on Sidewalks in Cape May County

## Cape May County Pedestrian and Bicyclist Deaths

1 pedestrian was killed in Cape May County in 2007, comprising 4.8% of all countywide traffic fatalities.

**Trend in Cape May County  
Bicyclist and Pedestrian Deaths**



Source: New Jersey State Police. Fatal Accident Statistics report, 1998 to 2006. 2007 data provided to TSTC by NJSP staff.

## Pedestrian and Bicycle Project Funding in Cape May County

### 2008 State Bikeways Program

Municipality	State Share Requested	Approved Funding	% of Funding Requested Approved	Number of Applications Submitted	Number of Applications Approved	% of Applications Approved
Dennis Township	\$229,401		0%	1	0	0%
Upper Township	\$135,903	\$125,000	92%	1	1	100%
West Cape May Borough	\$216,207		0%	1	0	0%
Woodbine Borough	\$224,975		0%	1	0	0%
<b>Cape May County</b>	<b>\$806,486</b>	<b>\$125,000</b>	<b>15%</b>	<b>4</b>	<b>1</b>	<b>25%</b>

### **2007 Federal Safe Routes to School Program**

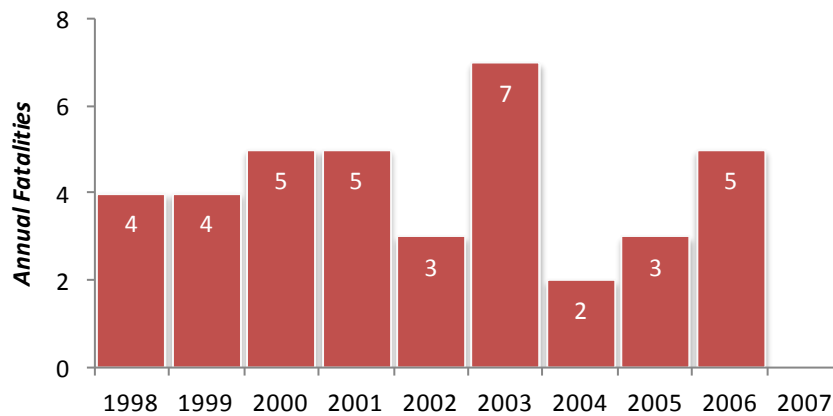
<b>Municipality</b>	<b>State Share Requested</b>	<b>Approved Funding</b>	<b>% of Funding Requested Approved</b>	<b>Number of Applications Submitted</b>	<b>Number of Applications Approved</b>	<b>% of Applications Approved</b>
Middle Township	\$136,145		0%	1	0	0%
North Wildwood City	\$24,500	\$24,500	100%	1	1	100%
Ocean City	\$846,893		0%	2	0	0%
Stone Harbor Borough	\$100,655		0%	1	0	0%
Woodbine Borough	\$241,200		0%	1	0	0%
<b>Cape May County</b>	<b>\$1,349,393</b>	<b>\$24,500</b>	<b>2%</b>	<b>6</b>	<b>1</b>	<b>17%</b>

# Skimping on Sidewalks in Cumberland County

## Cumberland County Pedestrian and Bicyclist Deaths

No pedestrians or cyclists were killed in Cumberland County in 2007.

**Trend in Cumberland County  
Bicyclist and Pedestrian Deaths**



Source: New Jersey State Police. Fatal Accident Statistics report, 1998 to 2006.  
2007 data provided to TSTC by NJSP staff.

## Pedestrian and Bicycle Project Funding in Cumberland County

### 2008 State Bikeways Program

Municipality	State Share Requested	Approved Funding	% of Funding Requested Approved	Number of Applications Submitted	Number of Applications Approved	% of Applications Approved
Commercial Township	\$88,671		0%	1	0	0%
Maurice River Township	\$177,511		0%	1	0	0%
Millville City	\$187,660	\$187,000	100%	1	1	100%
<b>Cumberland County</b>	<b>\$453,842</b>	<b>\$187,000</b>	<b>41%</b>	<b>3</b>	<b>1</b>	<b>33%</b>

**2007 Federal Safe Routes to School Program**

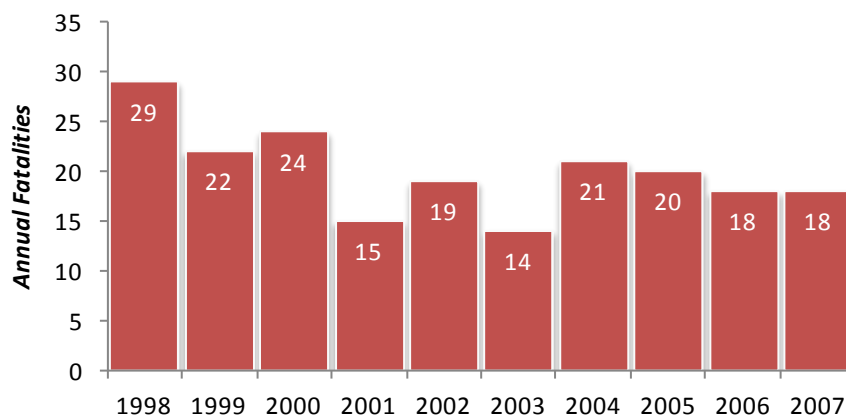
<b>Municipality</b>	<b>State Share Requested</b>	<b>Approved Funding</b>	<b>% of Funding Requested Approved</b>	<b>Number of Applications Submitted</b>	<b>Number of Applications Approved</b>	<b>% of Applications Approved</b>
Bridgeton City	\$222,250		0%	1	0	0%
Commercial Township	\$282,555		0%	1	0	0%
Downe Township	\$236,050		0%	1	0	0%
Fairfield Township	\$983,600		0%	1	0	0%
Hopewell Township	\$350,304		0%	1	0	0%
Lawrence Township	\$121,800		0%	1	0	0%
Upper Deerfield Township	\$137,715		0%	1	0	0%
<b>Cumberland County</b>	<b>\$2,334,274</b>	<b>\$0</b>	<b>0%</b>	<b>7</b>	<b>0</b>	<b>0%</b>

# Skimping on Sidewalks in Essex County

## Essex County Pedestrian and Bicyclist Deaths

16 pedestrians and 2 cyclists were killed in Essex County in 2007, comprising 36.7% of all countywide traffic fatalities.

**Trend in Essex County  
Bicyclist and Pedestrian Deaths**



Source: New Jersey State Police. Fatal Accident Statistics report, 1998 to 2006.  
2007 data provided to TSTC by NJSP staff.

## Pedestrian and Bicycle Project Funding in Essex County

### 2008 State Bikeways Program

Municipality	State Share Requested	Approved Funding	% of Funding Requested Approved	Number of Applications Submitted	Number of Applications Approved	% of Applications Approved
Irvington Township	\$70,000		0%	1	0	0%
Maplewood Township	\$59,000		0%	1	0	0%
Orange City	\$619,291		0%	2	0	0%
South Orange Village Township	\$241,130	\$210,000	87%	1	1	100%
South Orange Village Township	\$253,000		0%	1	0	0%
<b>Essex County</b>	<b>\$1,242,421</b>	<b>\$210,000</b>	<b>17%</b>	<b>6</b>	<b>1</b>	<b>17%</b>

### 2007 Federal Safe Routes to School Program

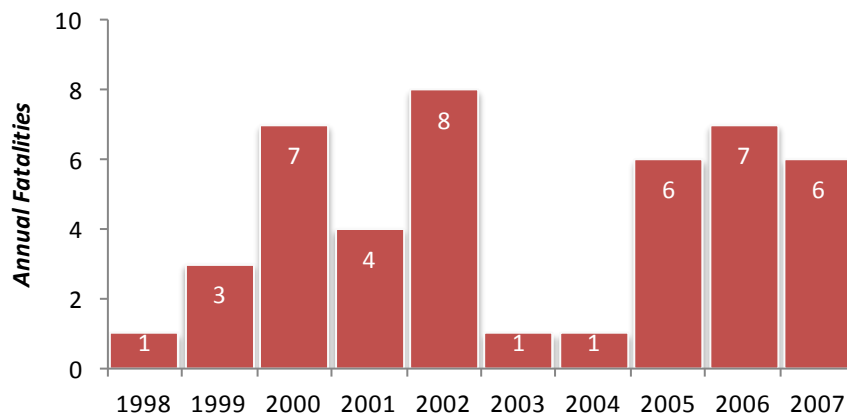
<b>Municipality</b>	<b>State Share Requested</b>	<b>Approved Funding</b>	<b>% of Funding Requested Approved</b>	<b>Number of Applications Submitted</b>	<b>Number of Applications Approved</b>	<b>% of Applications Approved</b>
Belleville Township	\$240,000		0%	1	0	0%
Bloomfield Township	\$113,160	\$55,000	49%	2	1	50%
Caldwell - West Caldwell	\$237,293		0%	1	0	0%
Caldwell Borough	\$250,000		0%	1	0	0%
Cedar Grove Township	\$129,800		0%	1	0	0%
Maplewood Township	\$30,000		0%	1	0	0%
Montclair Township	\$414,840	\$324,000	78%	1	1	100%
Newark City	\$250,000		0%	1	0	0%
Nutley Township	\$188,915		0%	1	0	0%
South Orange Village Township	\$10,000	\$10,000	100%	1	1	100%
Verona Township	\$290,360		0%	1	0	0%
West Orange Township	\$25,895		0%	1	0	0%
West Orange/ Essex County	\$543,115		0%	1	0	0%
<b>Essex County</b>	<b>\$2,723,378</b>	<b>\$389,000</b>	<b>14%</b>	<b>14</b>	<b>3</b>	<b>21%</b>

# Skimping on Sidewalks in Gloucester County

## Gloucester County Pedestrian and Bicyclist Deaths

4 pedestrians and 2 cyclists were killed in Gloucester County in 2007, comprising 12.5% of all countywide traffic fatalities.

**Trend in Gloucester County  
Bicyclist and Pedestrian Deaths**



Source: New Jersey State Police. Fatal Accident Statistics report, 1998 to 2006.  
2007 data provided to TSTC by NJSP staff.

## Pedestrian and Bicycle Project Funding in Gloucester County

### 2008 State Bikeways Program

Municipality	State Share Requested	Approved Funding	% of Funding Requested Approved	Number of Applications Submitted	Number of Applications Approved	% of Applications Approved
Clayton Borough	\$243,363		0%	1	0	0%
Deptford Township	\$319,378		0%	1	0	0%
Glassboro Borough	\$209,410		0%	1	0	0%
Logan Township	\$209,540		0%	1	0	0%
Monroe Township	\$201,250	\$200,000	99%	1	1	100%
Swedesboro Borough	\$163,660		0%	1	0	0%
Woodbury City	\$199,525		0%	1	0	0%
Woolwich Township	\$182,680		0%	1	0	0%
<b>Gloucester County</b>	<b>\$1,728,806</b>	<b>\$200,000</b>	<b>12%</b>	<b>8</b>	<b>1</b>	<b>13%</b>

**2007 Federal Safe Routes to School Program**

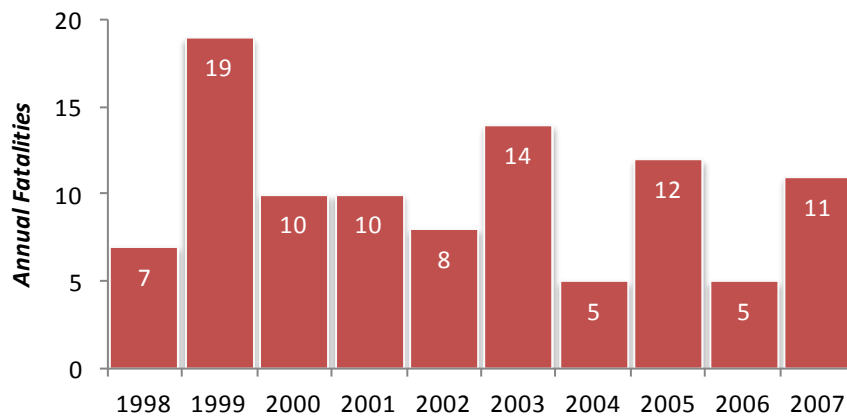
<b>Municipality</b>	<b>State Share Requested</b>	<b>Approved Funding</b>	<b>% of Funding Requested Approved</b>	<b>Number of Applications Submitted</b>	<b>Number of Applications Approved</b>	<b>% of Applications Approved</b>
Clayton Borough	\$118,577		0%	1	0	0%
Deptford Township	\$250,000		0%	1	0	0%
East Greenwich Township	\$159,450		0%	1	0	0%
Glassboro Borough	\$120,735		0%	1	0	0%
Logan Township	\$620,150		0%	1	0	0%
Monroe Township	\$110,000		0%	1	0	0%
National Park Borough	\$170,300		0%	1	0	0%
Newfield Borough	\$183,000		0%	1	0	0%
Pitman Borough	\$125,080	\$120,000	96%	1	1	100%
Wenonah Borough	\$34,903		0%	1	0	0%
Woodbury Heights Borough	\$120,060		0%	1	0	0%
<b>Gloucester County</b>	<b>\$2,012,255</b>	<b>\$120,000</b>	<b>6%</b>	<b>11</b>	<b>1</b>	<b>9%</b>

# Skimping on Sidewalks in Hudson County

## Hudson County Pedestrian and Bicyclist Deaths

11 pedestrians were killed in Hudson County in 2007, comprising 42.3% of all countywide traffic fatalities.

**Trend in Hudson County  
Bicyclist and Pedestrian Deaths**



Source: New Jersey State Police. Fatal Accident Statistics report, 1998 to 2006.  
2007 data provided to TSTC by NJSP staff.

## Pedestrian and Bicycle Project Funding in Hudson County

### 2008 State Bikeways Program

Municipality	State Share Requested	Approved Funding	% of Funding Requested Approved	Number of Applications Submitted	Number of Applications Approved	% of Applications Approved
Bayonne City	\$400,000		0%	1	0	0%
Harrison Town	\$600,000		0%	1	0	0%
Jersey City	\$260,000		0%	1	0	0%
<b>Hudson County</b>	<b>\$1,260,000</b>	<b>\$0</b>	<b>0%</b>	<b>3</b>	<b>0</b>	<b>0%</b>

**2007 Federal Safe Routes to School Program**

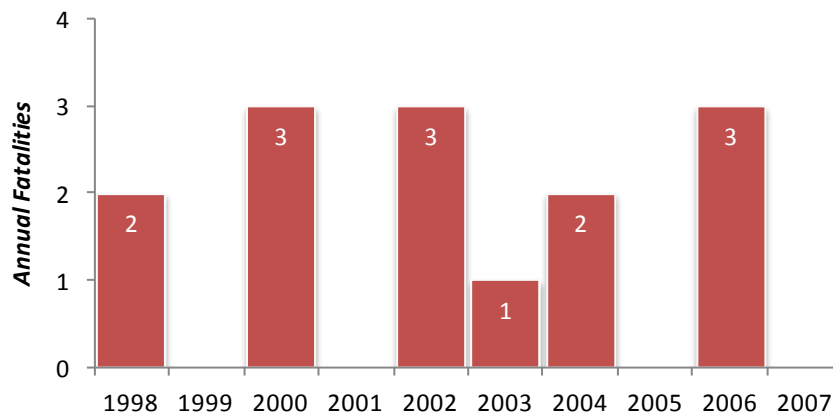
<b>Municipality</b>	<b>State Share Requested</b>	<b>Approved Funding</b>	<b>% of Funding Requested Approved</b>	<b>Number of Applications Submitted</b>	<b>Number of Applications Approved</b>	<b>% of Applications Approved</b>
Bayonne City	\$1,536,358		0%	1	0	0%
Harrison Town	\$37,300		0%	1	0	0%
Hoboken City	\$260,890		0%	1	0	0%
Jersey City	\$456,330		0%	2	0	0%
North Bergen Township	\$4,000,000		0%	1	0	0%
Union City	\$140,318		0%	1	0	0%
West New York Town	\$365,763		0%	1	0	0%
<b>Hudson County</b>	<b>\$6,796,959</b>	<b>\$0</b>	<b>0%</b>	<b>8</b>	<b>0</b>	<b>0%</b>

# Skimping on Sidewalks in Hunterdon County

## Hunterdon County Pedestrian and Bicyclist Deaths

0 pedestrians or cyclists were killed in Hunterdon County in 2007.

**Trend in Hunterdon County Bicyclist and Pedestrian Deaths**



Source: New Jersey State Police. Fatal Accident Statistics report, 1998 to 2006. 2007 data provided to TSTC by NJSP staff.

## Pedestrian and Bicycle Project Funding in Hunterdon County

### 2008 State Bikeways Program

Municipality	State Share Requested	Approved Funding	% of Funding Requested Approved	Number of Applications Submitted	Number of Applications Approved	% of Applications Approved
Raritan Township	\$175,358		0%	1	0	0%
<b>Hunterdon County</b>	<b>\$175,358</b>		<b>0%</b>	<b>1</b>	<b>0</b>	<b>0%</b>

### 2007 Federal Safe Routes to School Program

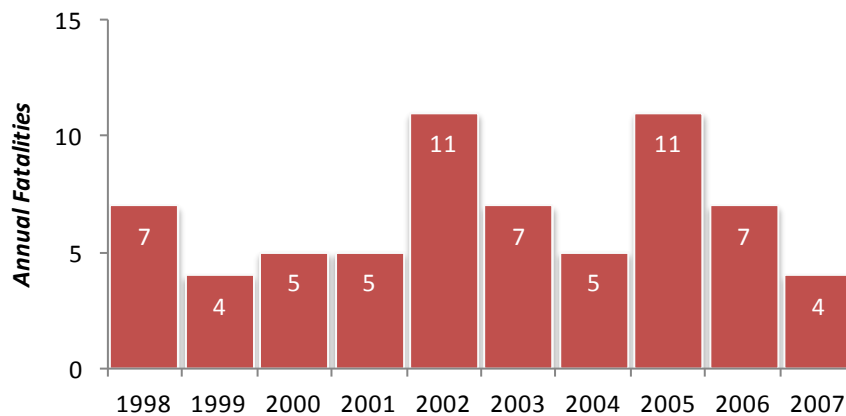
Municipality	State Share Requested	Approved Funding	% of Funding Requested Approved	Number of Applications Submitted	Number of Applications Approved	% of Applications Approved
Clinton Township	\$19,996		0%	1	0	0%
Delaware Township	\$38,600		0%	1	0	0%
Stockton Borough	\$132,500		0%	1	0	0%
<b>Hunterdon County</b>	<b>\$191,096</b>	<b>\$0</b>	<b>0%</b>	<b>3</b>	<b>0</b>	<b>0%</b>

# Skimping on Sidewalks in Mercer County

## Mercer County Pedestrian and Bicyclist Deaths

3 pedestrians and 1 cyclist were killed in Mercer County in 2007, comprising 14.8% of all countywide traffic fatalities.

**Trend in Mercer County  
Bicyclist and Pedestrian Deaths**



Source: New Jersey State Police. Fatal Accident Statistics report, 1998 to 2006.  
2007 data provided to TSTC by NJSP staff.

## Pedestrian and Bicycle Project Funding in Mercer County

### 2008 State Bikeways Program

Municipality	State Share Requested	Approved Funding	% of Funding Requested Approved	Number of Applications Submitted	Number of Applications Approved	% of Applications Approved
East Windsor Township	\$500,000		0%	2	0	0%
Hamilton Township	\$432,284		0%	3	0	0%
Hopewell Township	\$501,971		0%	2	0	0%
Lawrence Township	\$335,000		0%	1	0	0%
Princeton Township	\$200,000	\$190,000	95%	1	1	100%
Robbinsville Township	\$100,000		0%	1	0	0%
West Windsor Township	\$400,000		0%	1	0	0%
<b>Mercer County</b>	<b>\$2,469,255</b>	<b>\$190,000</b>	<b>8%</b>	<b>11</b>	<b>1</b>	<b>9%</b>

**2007 Federal Safe Routes to School Program**

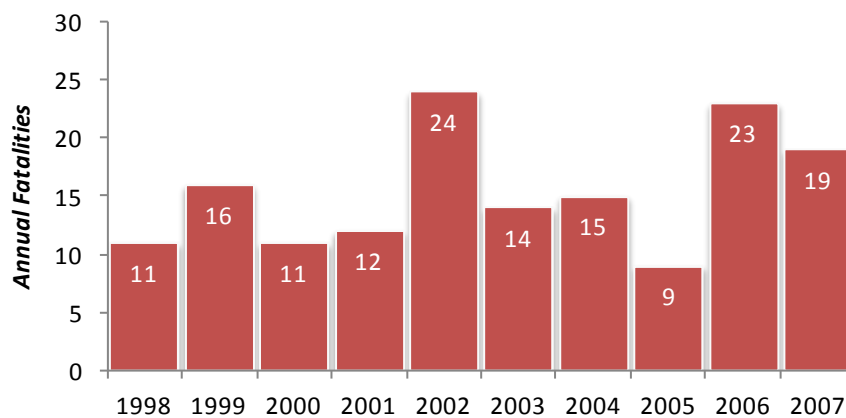
<b>Municipality</b>	<b>State Share Requested</b>	<b>Approved Funding</b>	<b>% of Funding Requested Approved</b>	<b>Number of Applications Submitted</b>	<b>Number of Applications Approved</b>	<b>% of Applications Approved</b>
East Windsor Township	\$549,712		0%	1	0	0%
Ewing Township	\$149,314		0%	1	0	0%
Hamilton Township	\$299,825		0%	1	0	0%
Hightstown Borough	\$258,439		0%	1	0	0%
Hopewell Borough	\$72,770		0%	1	0	0%
Hopewell Township	\$234,602	\$14,000	6%	2	1	50%
Lawrence Township	\$127,000		0%	1	0	0%
Pennington Borough	\$784,818		0%	2	0	0%
Princeton Township	\$15,700		0%	1	0	0%
Trenton City	\$240,100		0%	2	0	0%
Washington Township	\$231,115		0%	1	0	0%
West Windsor Township	\$200,000		0%	1	0	0%
<b>Mercer County</b>	<b>\$3,163,395</b>	<b>\$14,000</b>	<b>0%</b>	<b>15</b>	<b>1</b>	<b>7%</b>

# Skimping on Sidewalks in Middlesex County

## Middlesex County Pedestrian and Bicyclist Deaths

18 pedestrians and 1 cyclist were killed in Middlesex County in 2007, comprising 35.2% of all countywide traffic fatalities.

**Trend in Middlesex County  
Bicyclist and Pedestrian Deaths**



Source: New Jersey State Police. Fatal Accident Statistics report, 1998 to 2006.  
2007 data provided to TSTC by NJSP staff.

## Pedestrian and Bicycle Project Funding in Middlesex County

### 2008 State Bikeways Program

Municipality	State Share Requested	Approved Funding	% of Funding Requested Approved	Number of Applications Submitted	Number of Applications Approved	% of Applications Approved
Carteret Borough	\$168,437		0%	1	0	0%
East Brunswick Township	\$350,000		0%	1	0	0%
Edison Township	\$77,350		0%	1	0	0%
Metuchen Borough	\$115,575		0%	1	0	0%
Milltown Borough	\$276,000		0%	1	0	0%
Monroe Township	\$100,000		0%	1	0	0%
Piscataway Township	\$197,750		0%	1	0	0%
Plainsboro Township	\$368,000		0%	1	0	0%
Woodbridge Township	\$200,446		0%	1	0	0%
<b>Middlesex County</b>	<b>\$1,853,558</b>	<b>\$0</b>	<b>0%</b>	<b>9</b>	<b>0</b>	<b>0%</b>

**2007 Federal Safe Routes to School Program**

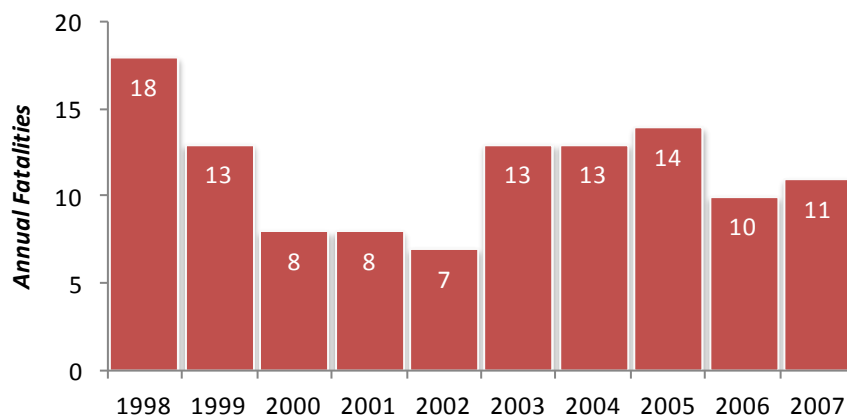
<b>Municipality</b>	<b>State Share Requested</b>	<b>Approved Funding</b>	<b>% of Funding Requested Approved</b>	<b>Number of Applications Submitted</b>	<b>Number of Applications Approved</b>	<b>% of Applications Approved</b>
Carteret Borough	\$581,350		0%	1	0	0%
Cranbury Township	\$115,052		0%	1	0	0%
Dunellen Borough	\$78,350	\$78,000	100%	1	1	100%
East Brunswick Township	\$396,000		0%	1	0	0%
Edison Township	\$71,000		0%	1	0	0%
Helmetta Borough	\$118,375		0%	1	0	0%
Highland Park Borough	\$401,078		0%	1	0	0%
Jamesburg Borough	\$266,560	\$226,000	85%	1	1	100%
Metuchen Borough	\$231,190		0%	1	0	0%
Middlesex Borough	\$180,000		0%	1	0	0%
Milltown Borough	\$1,700,000		0%	1	0	0%
Sayreville Borough	\$500,000		0%	1	0	0%
South Amboy City	\$2,580,000		0%	1	0	0%
South Brunswick Township	\$30,150		0%	1	0	0%
South Plainfield Borough	\$493,647		0%	1	0	0%
South River Borough	\$381,973		0%	3	0	0%
Spotswood Borough	\$289,271		0%	1	0	0%
Woodbridge Township	\$18,018		0%	1	0	0%
<b>Middlesex County</b>	<b>\$8,432,013</b>	<b>\$304,000</b>	<b>4%</b>	<b>20</b>	<b>2</b>	<b>10%</b>

# Skimping on Sidewalks in Monmouth County

## Monmouth County Pedestrian and Bicyclist Deaths

10 pedestrians and 1 cyclist were killed in Monmouth County in 2007, comprising 20.0% of all countywide traffic fatalities.

**Trend in Monmouth County Bicyclist and Pedestrian Deaths**



Source: New Jersey State Police. Fatal Accident Statistics report, 1998 to 2006. 2007 data provided to TSTC by NJSP staff.

## Pedestrian and Bicycle Project Funding in Monmouth County

### 2008 State Bikeways Program

Municipality	State Share Requested	Approved Funding	% of Funding Requested Approved	Number of Applications Submitted	Number of Applications Approved	% of Applications Approved
Allentown Borough	\$89,386		0%	1	0	0%
Atlantic Highlands Borough	\$300,000	\$300,000	100%	1	1	100%
Howell Township	\$42,229		0%	1	0	0%
Manalapan Township	\$67,663		0%	1	0	0%
Millstone Township	\$200,000		0%	1	0	0%
Monmouth Beach Borough	\$340,000		0%	1	0	0%
Wall Township	\$393,850		0%	1	0	0%
<b>Monmouth County</b>	<b>\$1,433,128</b>	<b>\$300,000</b>	<b>21%</b>	<b>7</b>	<b>1</b>	<b>14%</b>

**2007 Federal Safe Routes to School Program**

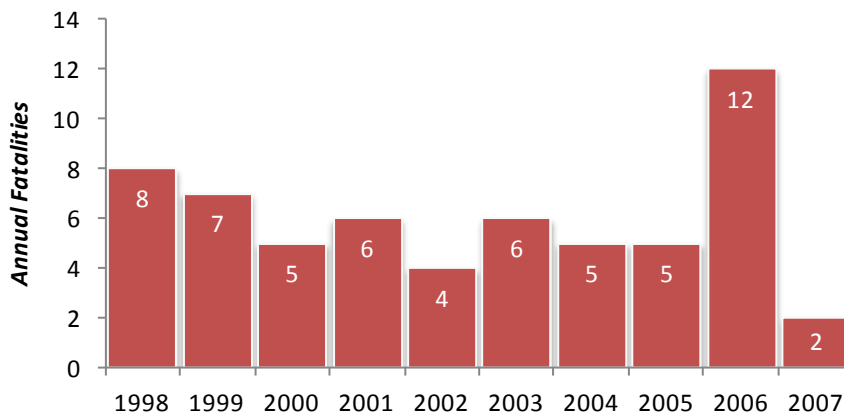
<b>Municipality</b>	<b>State Share Requested</b>	<b>Approved Funding</b>	<b>% of Funding Requested Approved</b>	<b>Number of Applications Submitted</b>	<b>Number of Applications Approved</b>	<b>% of Applications Approved</b>
Asbury Park City	\$119,594		0%	1	0	0%
Atlantic Highlands Borough	\$167,771		0%	1	0	0%
Belmar Borough	\$775,078		0%	1	0	0%
Brielle Borough	\$180,631		0%	1	0	0%
Eatontown Borough	\$130,000		0%	1	0	0%
Fair Haven Borough	\$397,320		0%	1	0	0%
Farmingdale Borough	\$200,000		0%	1	0	0%
Freehold Borough	\$110,000		0%	1	0	0%
Hazlet Township	\$225,800		0%	1	0	0%
Howell Township	\$17,292		0%	1	0	0%
Keansburg Borough	\$94,056		0%	2	0	0%
Keyport Borough	\$235,000		0%	1	0	0%
Little Silver Borough	\$200,000		0%	1	0	0%
Manalapan Township	\$205,376		0%	1	0	0%
Manasquan Borough	\$362,560		0%	1	0	0%
Matawan Borough	\$30,000		0%	1	0	0%
Middletown Township	\$217,850		0%	2	0	0%
Monmouth Beach Borough	\$355,500		0%	1	0	0%
Neptune City Borough	\$200,000		0%	1	0	0%
Neptune Township	\$269,205	\$269,000	100%	1	1	100%
Ocean Township	\$200,000		0%	1	0	0%
Roosevelt Borough	\$181,731		0%	1	0	0%
Shrewsbury Borough	\$411,405		0%	1	0	0%
Tinton Falls Borough	\$230,590		0%	1	0	0%
Union Beach Borough	\$420,000		0%	1	0	0%
Wall Township	\$110,000		0%	1	0	0%
West Long Branch Borough	\$270,000		0%	1	0	0%
<b>Monmouth County</b>	<b>\$6,316,759</b>	<b>\$269,000</b>	<b>4%</b>	<b>29</b>	<b>1</b>	<b>3%</b>

# Skimping on Sidewalks in Morris County

## Morris County Pedestrian and Bicyclist Deaths

2 pedestrians were killed in Morris County in 2007, comprising 7.1% of all countywide traffic fatalities.

**Trend in Morris County  
Bicyclist and Pedestrian Deaths**



Source: New Jersey State Police. Fatal Accident Statistics report, 1998 to 2006.  
2007 data provided to TSTC by NJSP staff.

## Pedestrian and Bicycle Project Funding in Morris County

### 2008 State Bikeways Program

Municipality	State Share Requested	Approved Funding	% of Funding Requested Approved	Number of Applications Submitted	Number of Applications Approved	% of Applications Approved
Chatham Township	\$105,000	\$95,000	90%	1	1	100%
Randolph Township	\$37,500		0%	1	0	0%
Roxbury Township	\$46,000		0%	1	0	0%
Wharton Borough	\$330,000		0%	1	0	0%
<b>Morris County</b>	<b>\$518,500</b>	<b>\$95,000</b>	<b>18%</b>	<b>4</b>	<b>1</b>	<b>25%</b>

### **2007 Federal Safe Routes to School Program**

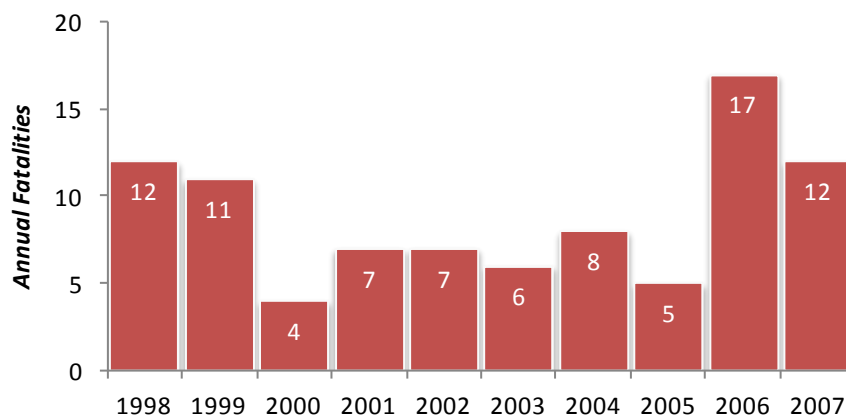
<b>Municipality</b>	<b>State Share Requested</b>	<b>Approved Funding</b>	<b>% of Funding Requested Approved</b>	<b>Number of Applications Submitted</b>	<b>Number of Applications Approved</b>	<b>% of Applications Approved</b>
Chatham Borough	\$228,000		0%	1	0	0%
Chester Borough	\$1,000,000		0%	1	0	0%
Madison Borough	\$175,000		0%	1	0	0%
Montville Township	\$360,000		0%	1	0	0%
Mountain Lakes Borough	\$228,200		0%	1	0	0%
Netcong Borough	\$154,800	\$150,000	97%	1	1	100%
Pequannock Township	\$75,000		0%	1	0	0%
Roxbury Township	\$253,000		0%	1	0	0%
Wharton Borough	\$600,300	\$337,000	56%	2	1	50%
<b>Morris County</b>	<b>\$3,074,300</b>	<b>\$487,000</b>	<b>16%</b>	<b>10</b>	<b>2</b>	<b>20%</b>

# Skimping on Sidewalks in Ocean County

## Ocean County Pedestrian and Bicyclist Deaths

12 pedestrians were killed in Ocean County in 2007, comprising 16.2% of all countywide traffic fatalities.

**Trend in Ocean County  
Bicyclist and Pedestrian Deaths**



Source: New Jersey State Police. Fatal Accident Statistics report, 1998 to 2006.  
2007 data provided to TSTC by NJSP staff.

## Pedestrian and Bicycle Project Funding in Ocean County

### 2008 State Bikeways Program

Municipality	State Share Requested	Approved Funding	% of Funding Requested Approved	Number of Applications Submitted	Number of Applications Approved	% of Applications Approved
Berkeley Township	\$344,862		0%	1	0	0%
Brick Township	\$195,148		0%	1	0	0%
Manchester Township	\$267,214		0%	1	0	0%
Ocean Gate Borough	\$1,070,905		0%	1	0	0%
Ocean Township	\$181,400		0%	1	0	0%
<b>Ocean County</b>	<b>\$2,059,529</b>	<b>\$0</b>	<b>0%</b>	<b>5</b>	<b>0</b>	<b>0%</b>

### 2007 Federal Safe Routes to School Program

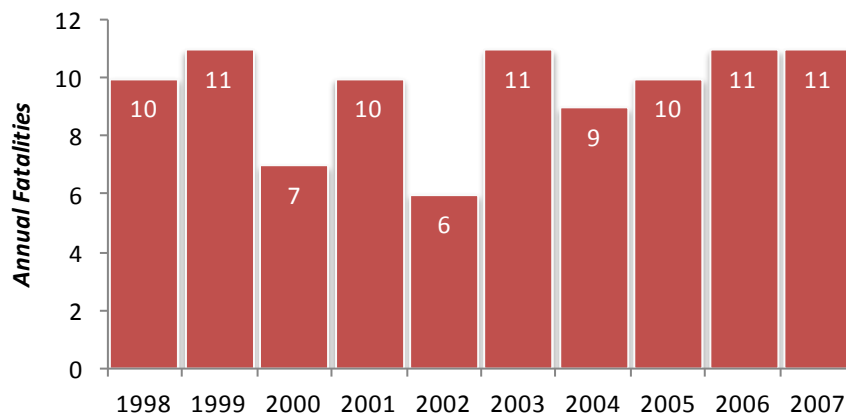
<b>Municipality</b>	<b>State Share Requested</b>	<b>Approved Funding</b>	<b>% of Funding Requested Approved</b>	<b>Number of Applications Submitted</b>	<b>Number of Applications Approved</b>	<b>% of Applications Approved</b>
Bay Head Borough	\$167,690		0%	1	0	0%
Berkeley Township	\$500,000		0%	1	0	0%
Brick Township	\$192,766	\$190,000	99%	1	1	100%
Dover Township	\$28,724		0%	1	0	0%
Eagleswood Township	\$325,000		0%	1	0	0%
Jackson Township	\$215,303		0%	1	0	0%
Lacey Township	\$217,358		0%	2	0	0%
Lakehurst Borough	\$284,975		0%	2	0	0%
Little Egg Harbor Township	\$398,068		0%	1	0	0%
Ocean Gate Borough	\$536,000		0%	1	0	0%
Pine Beach Borough	\$304,000		0%	1	0	0%
Plumsted Township	\$350,000		0%	1	0	0%
Point Pleasant Beach Borough	\$59,400		0%	1	0	0%
Point Pleasant Borough	\$259,688		0%	2	0	0%
Seaside Heights Borough	\$116,000		0%	2	0	0%
South Toms River Borough	\$155,000		0%	1	0	0%
Stafford Township	\$172,500		0%	1	0	0%
<b>Ocean County</b>	<b>\$4,282,472</b>	<b>\$190,000</b>	<b>4%</b>	<b>21</b>	<b>1</b>	<b>5%</b>

# Skimping on Sidewalks in Passaic County

## Passaic County Pedestrian and Bicyclist Deaths

11 pedestrians were killed in Passaic County in 2007, comprising 36.7% of all countywide traffic fatalities.

**Trend in Passaic County  
Bicyclist and Pedestrian Deaths**



Source: New Jersey State Police. Fatal Accident Statistics report, 1998 to 2006.  
2007 data provided to TSTC by NJSP staff.

## Pedestrian and Bicycle Project Funding in Passaic County

### 2008 State Bikeways Program

Municipality	State Share Requested	Approved Funding	% of Funding Requested Approved	Number of Applications Submitted	Number of Applications Approved	% of Applications Approved
Clifton City	\$140,500		0%	1	0	0%
Prospect Park Borough	\$160,000		0%	1	0	0%
West Milford Township	\$400,000		0%	1	0	0%
West Paterson Borough	\$309,285		0%	1	0	0%
<b>Passaic County</b>	<b>\$1,009,785</b>	<b>\$0</b>	<b>0%</b>	<b>4</b>	<b>0</b>	<b>0%</b>

**2007 Federal Safe Routes to School Program**

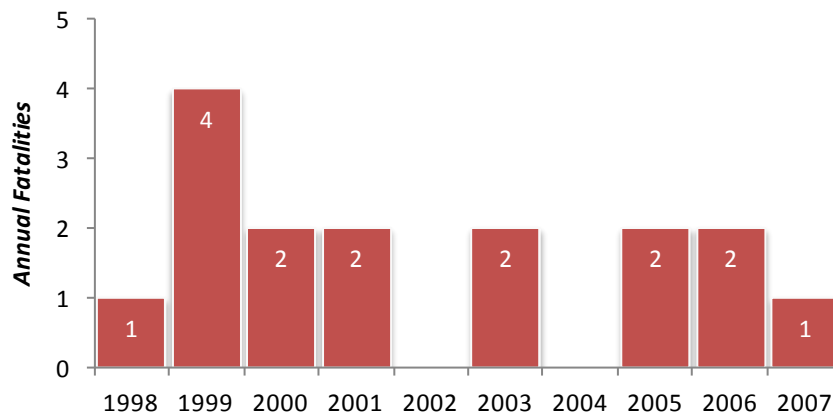
<b>Municipality</b>	<b>State Share Requested</b>	<b>Approved Funding</b>	<b>% of Funding Requested Approved</b>	<b>Number of Applications Submitted</b>	<b>Number of Applications Approved</b>	<b>% of Applications Approved</b>
Bloomingtondale Borough	\$585,000		0%	3	0	0%
Clifton City	\$295,000		0%	1	0	0%
Paterson City	\$446,101		0%	1	0	0%
Wayne Township	\$438,000		0%	5	0	0%
West Paterson Borough	\$77,649		0%	1	0	0%
<b>Passaic County</b>	<b>\$1,841,750</b>	<b>\$0</b>	<b>0%</b>	<b>11</b>	<b>0</b>	<b>0%</b>

# Skimping on Sidewalks in Salem County

## Salem County Pedestrian and Bicyclist Deaths

1 pedestrian was killed in Salem County in 2007, comprising 7.7% of all countywide traffic fatalities.

**Trend in Salem County  
Bicyclist and Pedestrian Deaths**



Source: New Jersey State Police. Fatal Accident Statistics report, 1998 to 2006.  
2007 data provided to TSTC by NJSP staff.

## Pedestrian and Bicycle Project Funding in Salem County

### 2008 State Bikeways Program

Municipality	State Share Requested	Approved Funding	% of Funding Requested Approved	Number of Applications Submitted	Number of Applications Approved	% of Applications Approved
Oldmans Township	\$61,985		0%	1	0	0%
Pennsville Township	\$158,966		0%	1	0	0%
Pittsgrove Township	\$158,396		0%	1	0	0%
<b>Salem County</b>	<b>\$379,347</b>	<b>\$0</b>	<b>0%</b>	<b>3</b>	<b>0</b>	<b>0%</b>

### **2007 Federal Safe Routes to School Program**

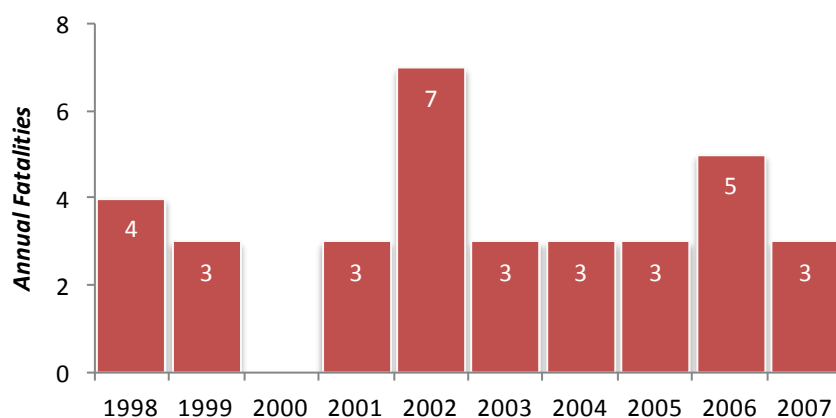
<b>Municipality</b>	<b>State Share Requested</b>	<b>Approved Funding</b>	<b>% of Funding Requested Approved</b>	<b>Number of Applications Submitted</b>	<b>Number of Applications Approved</b>	<b>% of Applications Approved</b>
Alloway Township	\$254,400		0%	1	0	0%
Carneys Point Township	\$308,540		0%	1	0	0%
Elmer Borough	\$1,696,700		0%	1	0	0%
Oldmans Township	\$1,281,000		0%	1	0	0%
Penns Grove Borough	\$148,315		0%	1	0	0%
Pittsgrove Township	\$539,505		0%	1	0	0%
Quinton Township	\$1,030,800		0%	1	0	0%
Salem City	\$286,800		0%	1	0	0%
<b>Salem County</b>	<b>\$5,546,060</b>	<b>\$0</b>	<b>0%</b>	<b>8</b>	<b>0</b>	<b>0%</b>

# Skimping on Sidewalks in Somerset County

## Somerset County Pedestrian and Bicyclist Deaths

3 pedestrians were killed in Somerset County in 2007, comprising 14.3% of all countywide traffic fatalities.

**Trend in Somerset County  
Bicyclist and Pedestrian Deaths**



Source: New Jersey State Police. Fatal Accident Statistics report, 1998 to 2006.  
2007 data provided to TSTC by NJSP staff.

## Pedestrian and Bicycle Project Funding in Somerset County

### 2008 State Bikeways Program

Municipality	State Share Requested	Approved Funding	% of Funding Requested Approved	Number of Applications Submitted	Number of Applications Approved	% of Applications Approved
Franklin Township	\$192,855		0%	1	0	0%
Montgomery Township	\$250,000		0%	1	0	0%
North Plainfield Borough	\$486,428		0%	1	0	0%
Rocky Hill Borough	\$152,576		0%	2	0	0%
Somerville Borough	\$623,000	\$450,000	72%	1	1	100%
<b>Somerset County</b>	<b>\$1,704,859</b>	<b>\$450,000</b>	<b>26%</b>	<b>6</b>	<b>1</b>	<b>17%</b>

### **2007 Federal Safe Routes to School Program**

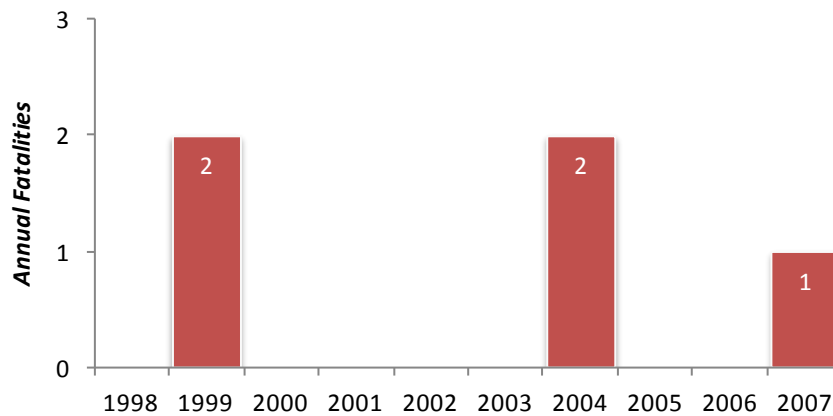
<b>Municipality</b>	<b>State Share Requested</b>	<b>Approved Funding</b>	<b>% of Funding Requested Approved</b>	<b>Number of Applications Submitted</b>	<b>Number of Applications Approved</b>	<b>% of Applications Approved</b>
Bernardsville Borough	\$796,500	\$7,500	1%	1	1	100%
Bound Brook Borough	\$453,875		0%	1	0	0%
Bridgewater Township	\$291,720		0%	1	0	0%
Franklin Township	\$93,450		0%	1	0	0%
Manville Borough	\$71,475		0%	1	0	0%
Somerville Borough	\$250,000	\$250,000	100%	1	1	100%
<b>Somerset County</b>	<b>\$1,957,020</b>	<b>\$257,500</b>	<b>13%</b>	<b>6</b>	<b>2</b>	<b>33%</b>

# Skimping on Sidewalks in Sussex County

## Sussex County Pedestrian and Bicyclist Deaths

1 pedestrian was killed in Sussex County in 2007, comprising 6.7% of all countywide traffic fatalities.

**Trend in Sussex County  
Bicyclist and Pedestrian Deaths**



Source: New Jersey State Police. Fatal Accident Statistics report, 1998 to 2006.  
2007 data provided to TSTC by NJSP staff.

## Pedestrian and Bicycle Project Funding in Sussex County

### 2008 State Bikeways Program

Municipality	State Share Requested	Approved Funding	% of Funding Requested Approved	Number of Applications Submitted	Number of Applications Approved	% of Applications Approved
Andover Township	\$175,000		0%	1	0	0%
Byram Township	\$142,000		0%	1	0	0%
Frankford Township	\$40,000		0%	1	0	0%
Sparta Township	\$352,742		0%	1	0	0%
Vernon Township	\$150,000		0%	1	0	0%
<b>Sussex County</b>	<b>\$859,742</b>	<b>\$0</b>	<b>0%</b>	<b>5</b>	<b>0</b>	<b>0%</b>

**2007 Federal Safe Routes to School Program**

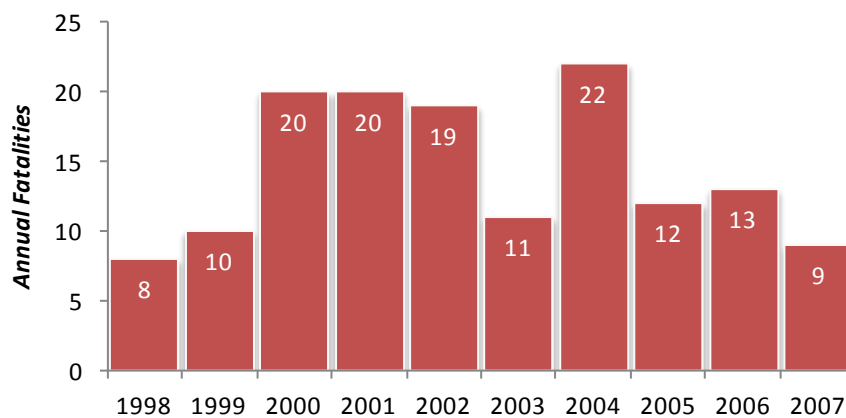
<b>Municipality</b>	<b>State Share Requested</b>	<b>Approved Funding</b>	<b>% of Funding Requested Approved</b>	<b>Number of Applications Submitted</b>	<b>Number of Applications Approved</b>	<b>% of Applications Approved</b>
Franklin Borough	\$201,000		0%	1	0	0%
Hamburg Borough	\$150,000		0%	1	0	0%
Hopatcong Borough	\$320,000		0%	2	0	0%
Newton Town	\$435,149	\$265,000	61%	1	1	100%
Stanhope Borough	\$105,850		0%	1	0	0%
<b>Sussex County</b>	<b>\$1,211,999</b>	<b>\$265,000</b>	<b>22%</b>	<b>6</b>	<b>1</b>	<b>17%</b>

# Skimping on Sidewalks in Union County

## Union County Pedestrian and Bicyclist Deaths

8 pedestrians and 1 cyclist were killed in Union County in 2007, comprising 29.0% of all countywide traffic fatalities.

**Trend in Union County  
Bicyclist and Pedestrian Deaths**



Source: New Jersey State Police. Fatal Accident Statistics report, 1998 to 2006.  
2007 data provided to TSTC by NJSP staff.

## Pedestrian and Bicycle Project Funding in Union County

### 2008 State Bikeways Program

Municipality	State Share Requested	Approved Funding	% of Funding Requested Approved	Number of Applications Submitted	Number of Applications Approved	% of Applications Approved
Cranford Township	\$28,048		0%	1	0	0%
Elizabeth City	\$2,060,000		0%	1	0	0%
Kenilworth Borough	\$550,000	\$500,000	91%	1	1	100%
Plainfield City	\$1,008,651		0%	1	0	0%
Summit City	\$15,000		0%	1	0	0%
<b>Union County</b>	<b>\$3,661,699</b>	<b>\$500,000</b>	<b>14%</b>	<b>5</b>	<b>1</b>	<b>20%</b>

**2007 Federal Safe Routes to School Program**

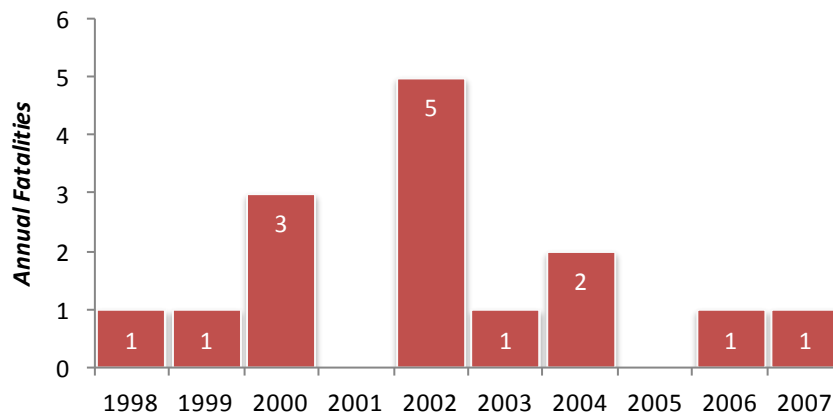
<b>Municipality</b>	<b>State Share Requested</b>	<b>Approved Funding</b>	<b>% of Funding Requested Approved</b>	<b>Number of Applications Submitted</b>	<b>Number of Applications Approved</b>	<b>% of Applications Approved</b>
Borough of New Providence	\$234,025		0%	1	0	0%
Clark Township	\$135,000		0%	1	0	0%
Cranford Township	\$98,233	\$90,000	92%	1	1	100%
Elizabeth City	\$5,000		0%	1	0	0%
Fanwood Borough	\$460,000		0%	1	0	0%
Garwood Borough	\$18,580		0%	1	0	0%
Hillside Township	\$112,556		0%	1	0	0%
Roselle Borough	\$313,028	\$250,000	80%	1	1	100%
Roselle Park Borough	\$104,280		0%	1	0	0%
Union Township	\$100,501		0%	1	0	0%
Westfield Town	\$181,308	\$36,000	20%	1	1	100%
Winfield Township	\$24,899		0%	1	0	0%
<b>Union County</b>	<b>\$1,787,410</b>	<b>\$376,000</b>	<b>21%</b>	<b>12</b>	<b>3</b>	<b>25%</b>

# Skimping on Sidewalks in Warren County

## Warren County Pedestrian and Bicyclist Deaths

1 pedestrian was killed in Warren County in 2007, comprising 11.1% of all countywide traffic fatalities.

**Trend in Warren County Bicyclist and Pedestrian Deaths**



Source: New Jersey State Police. Fatal Accident Statistics report, 1998 to 2006. 2007 data provided to TSTC by NJSP staff.

## Pedestrian and Bicycle Project Funding in Warren County

### 2008 State Bikeways Program

Municipality	State Share Requested	Approved Funding	% of Funding Requested Approved	Number of Applications Submitted	Number of Applications Approved	% of Applications Approved
Greenwich Township	\$145,000		0%	1	0	0%
Mansfield Township	\$116,000		0%	1	0	0%
Oxford Township	\$165,000		0%	1	0	0%
<b>Warren County</b>	<b>\$426,000</b>	<b>\$0</b>	<b>0%</b>	<b>3</b>	<b>0</b>	<b>0%</b>

### **2007 Federal Safe Routes to School Program**

<b>Municipality</b>	<b>State Share Requested</b>	<b>Approved Funding</b>	<b>% of Funding Requested Approved</b>	<b>Number of Applications Submitted</b>	<b>Number of Applications Approved</b>	<b>% of Applications Approved</b>
Alpha Borough	\$132,538		0%	1	0	0%
Blairstown Township	\$47,705		0%	1	0	0%
Greenwich Township	\$165,735	\$150,000	91%	1	1	100%
Lopatcong Township	\$600,000		0%	1	0	0%
Phillipsburg Town	\$180,813		0%	1	0	0%
Washington Borough	\$158,572		0%	1	0	0%
<b>Warren County</b>	<b>\$1,285,362</b>	<b>\$150,000</b>	<b>12%</b>	<b>6</b>	<b>1</b>	<b>17%</b>